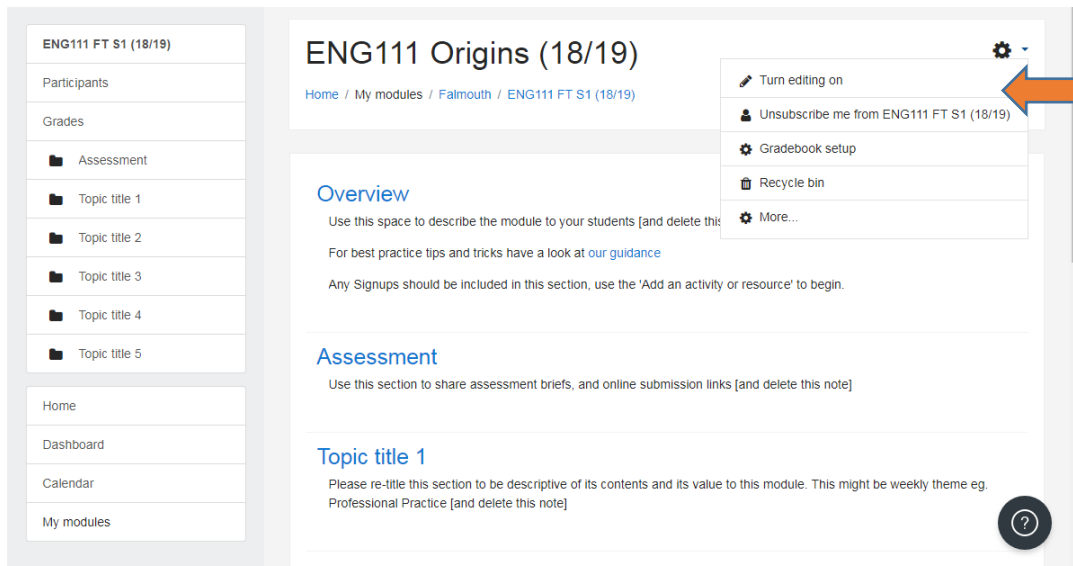


ADDING A RESOURCE LIST TO YOUR MODULE PAGE

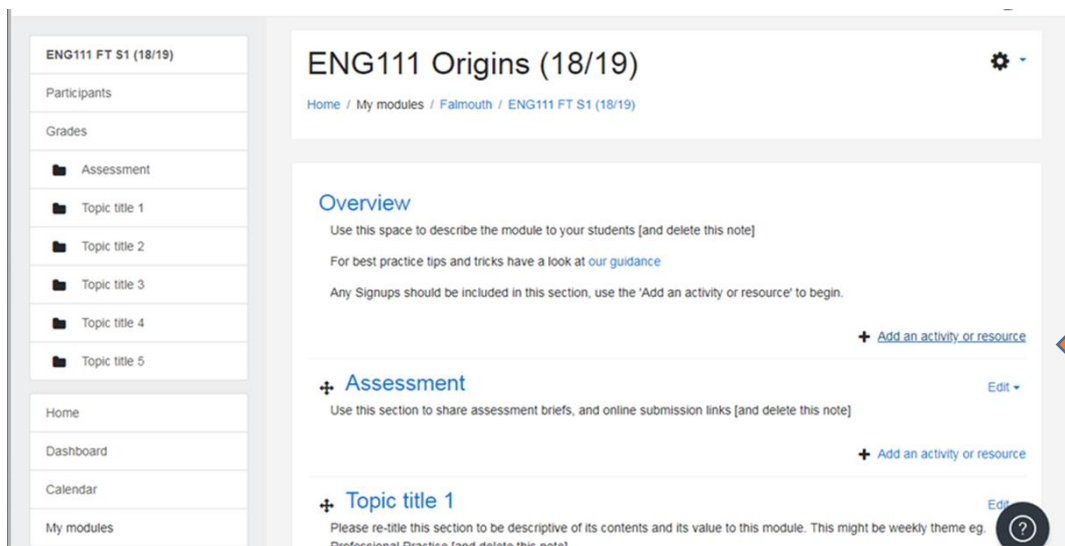
OVERVIEW – this is where the Resource List will sit

1. Turn Editing On



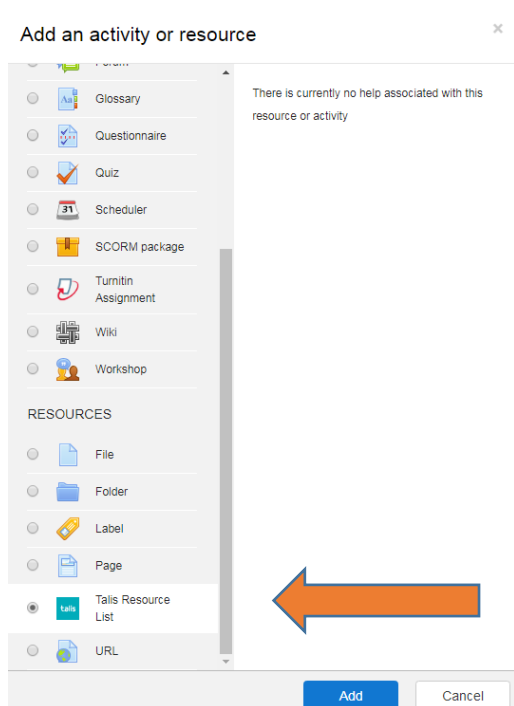
The screenshot shows the Moodle interface for the 'ENG111 Origins (18/19)' module. On the left is a sidebar with navigation options: Participants, Grades, Assessment, Topic title 1-5, Home, Dashboard, Calendar, and My modules. The main content area has a breadcrumb trail: Home / My modules / Falmouth / ENG111 FT S1 (18/19). Below the breadcrumb is a settings gear icon. A dropdown menu is open, showing options: Turn editing on (with a pencil icon), Unsubscribe me from ENG111 FT S1 (18/19) (with a person icon), Gradebook setup (with a gear icon), Recycle bin (with a trash icon), and More... (with a gear icon). An orange arrow points to the 'Turn editing on' option. The main content area contains sections for Overview, Assessment, and Topic title 1, each with a brief description and a 'delete this note' link.

2. Select “Add an activity or resource”



The screenshot shows the same Moodle interface as the previous one, but with the settings menu closed. The 'Turn editing on' option is now active, and the text 'Turn editing on' has changed to 'Turn editing off' (with a pencil icon). The main content area now shows a '+ Add an activity or resource' button next to the Overview section. An orange arrow points to this button. The Assessment and Topic title 1 sections also have '+ Add an activity or resource' buttons. The 'Edit' buttons for each section are also visible.

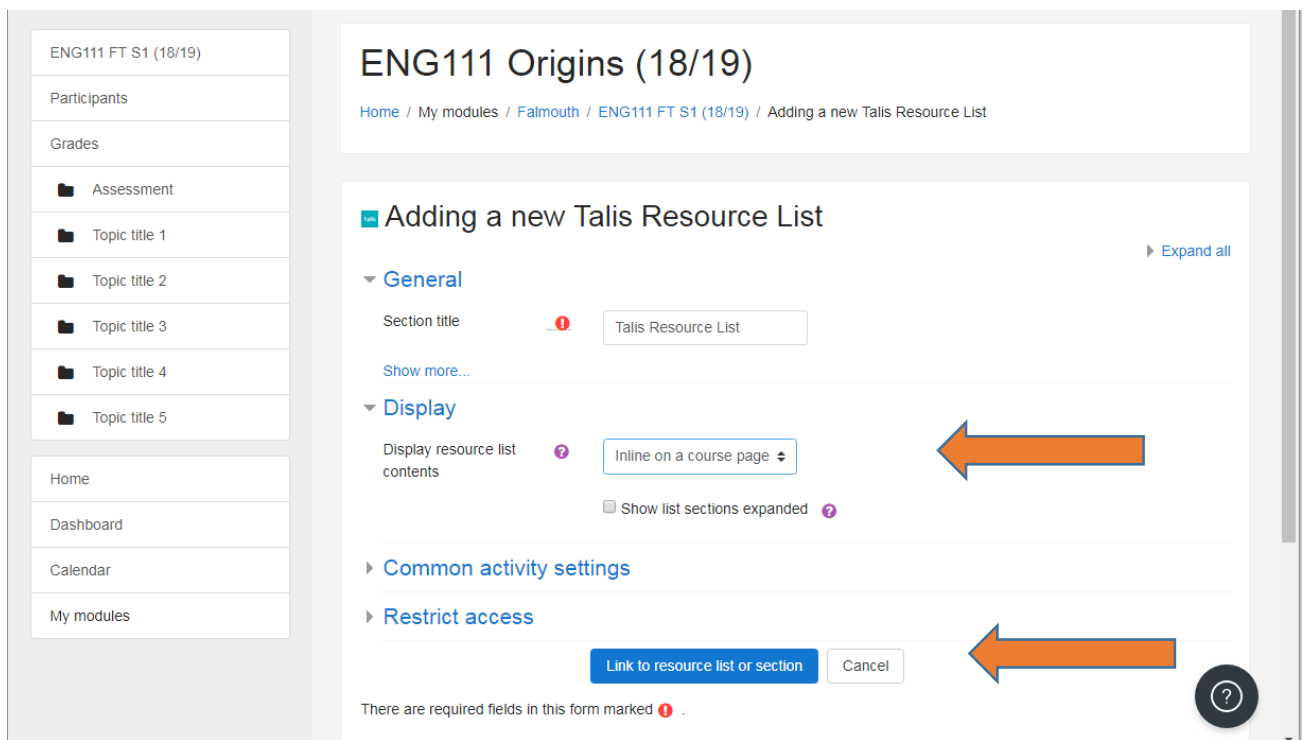
3. Select "Talis Resource List"



4. Change name if desired.

5. Select "Inline on a course page".

6. Select "Link to resource list or section" - If asked to authenticate, "Click to continue" and sign in with Falmouth ID



7. SAVE. Select back arrow until the menu appears on the left
8. Select "Overview" to see your list

ENG111 FT S1 (18/19)

Participants

Grades

- Overview
- Assessment
- Topic title 1
- Topic title 2
- Topic title 3
- Topic title 4
- Topic title 5

Home

Dashboard

Calendar

My modules

ENG111 Origins (18/19)

Home / My modules / Falmouth / ENG111 FT S1 (18/19)

Overview

Use this space to describe the module to your students [and delete this note]

For best practice tips and tricks have a look at [our guidance](#)

Any Signups should be included in this section, use the 'Add an activity or resource' to begin.

+ Talis Resource List Edit

+ Add an activity or resource

Assessment

Use this section to share assessment briefs, and online submission links [and delete this note]

+ Add an activity or resource

Topic title 1

Please re-title this section to be descriptive of its contents and its value to this module. This might be weekly theme eg. Professional Practice [and delete this note]

The list can then be viewed and linked to from here.

ENG111 FT S1 (18/19)

Participants

Grades

- Overview
- Assessment
- Topic title 1
- Topic title 2
- Topic title 3
- Topic title 4
- Topic title 5

Home

Dashboard

Calendar

My modules

Overview

Use this space to describe the module to your students [and delete this note]

For best practice tips and tricks have a look at [our guidance](#)

Any Signups should be included in this section, use the 'Add an activity or resource' to begin.

+ Talis Resource List Edit

- history - Zoe Jaques, Eugene Giddens 2013
Book Recommended
- Alice in space: the sideways Victorian world of Lewis Carroll - Gillian Beer 2016
Book Recommended

Week 2 7 items

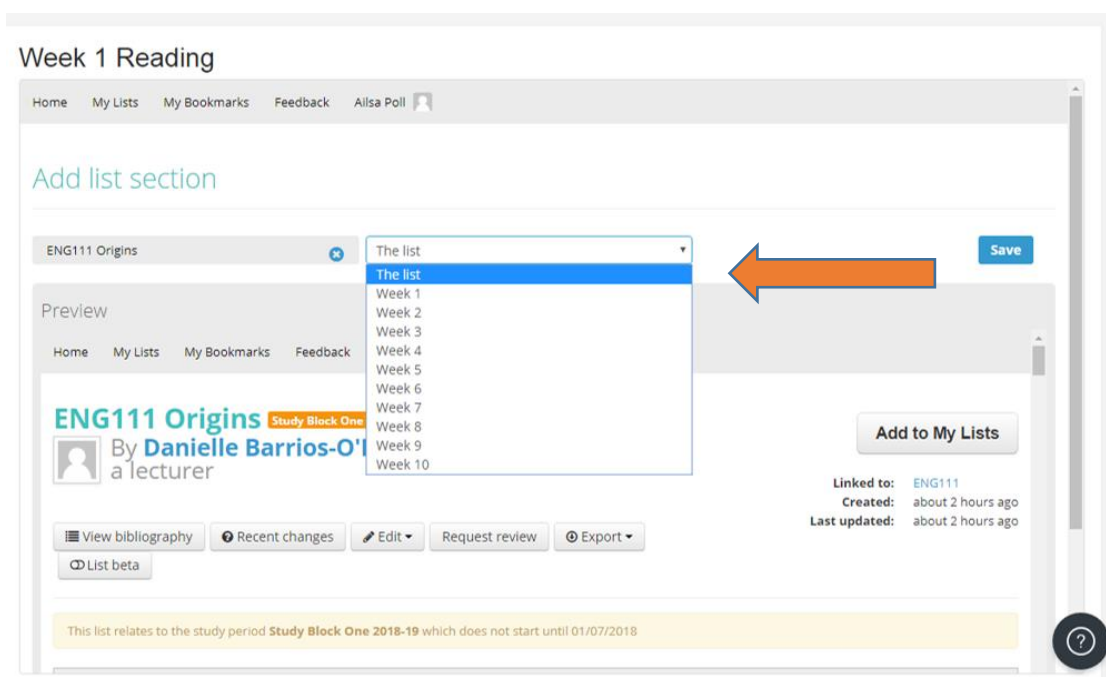
- Beowulf - Seamus Heaney 1999
Book Essential

+ Add an activity or resource

Assessment

To add a Weekly or Topic Reading List

1. Select Topic section
2. Select “Add an activity or resource”, select “Talis Resource List”
3. Change title i.e. “Week 1 Reading”.
4. Select “inline on a course page”.
5. Select “Link to a resource list or section”.
6. Select required part of list i.e. “Week 1”



7. SAVE. Click back arrow as before.

If you require further help with creating or editing Talis Resource Lists, please visit our library website at :

<http://library.fxplus.ac.uk/support/help-for/staff/falmouth-staff/talis-resource-lists-falmouth-staff>

where you will find written and video tutorials, or contact your Academic Liaison Librarian :

<http://library.fxplus.ac.uk/support/where-get-help/academic-liaison>